

# Quiz iconomix - Tutorial students

## BROWSER

Open the quiz and the calculator preferably using Mozilla Firefox or Google Chrome.

## 1. Open the Quiz

- Go to the Interactive quiz home page : [here](#)
- At the bottom of the page, click on **QUIZ**

## 2. Create your student account

- Click on **SIGN UP** in the pop-up window **QUIZ** (if no pop-up, click on the **USER** tab in the upper part, then on **SIGN UP**)
- Enter a user name (Pseudo) & and your e-mail address
- In **ROLE**, select **STUDENT**
- Enter a password for your account

For future connections:

- Click on **USER** then on **LOGIN**
- Enter your account ID

## 3. Join your class

- Click on the **USER** tab in the upper part. It is now named after the name of the user account
- Click on **JOIN A CLASS**
- Enter the class **identifier** your teacher gave you

## 4. Time to play!

- Click on a question
- Follow the instructions

## 5. Check your score

- Click on **USER**
- Click on **LEADERBOARDS**
- Click on **CLASS BOARD**

## CAUTIONS end of session

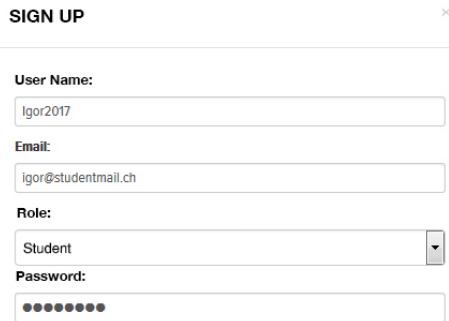
log out from your user account before closing the browser.  
In **USER** click on **LOG OUT**.

wrong click = fewer points

## SCORE

Any **wrong click** entails fewer points. ex: Quiz of 4 questions: If you give all 4 right answers in a row, it is 4/4 = 100% points. With 6 trials, you obtain 4/6 = 66% of the points.

Any question / step has to be finished to go to the next.



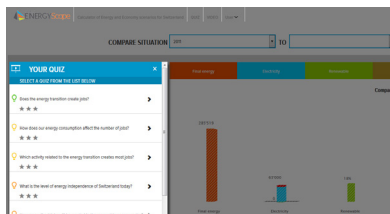
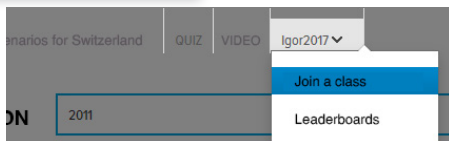
**SIGN UP**

User Name:  
Igor2017

Email:  
igor@studentmail.ch

Role:  
Student

Password:  
••••••••



**Leaderboards**

Global Board Class Board

#	Name	Score
1	stephanie2017	90
2	Igor2017	20
3	alexandre2017	18

OK

## QUIZ LEGEND



## score progression

