

Quiz iconomix - Tutorial teacher

1. Open the Quiz

- Go to the Interactive quiz home page : [here](#)
- At the bottom of the page, click on **QUIZ**

BROWSER

Open the quiz and the calculator preferably using Mozilla Firefox or Google Chrome.

2. Create a teacher account

- Click on **SIGN UP** in the pop-up window **QUIZ** (if no pop-up, click on the **USER** tab in the upper part, then on **SIGN UP**)

- Enter a user name (Pseudo) & and your e-mail address
- In **ROLE**, select **TEACHER**
- Enter a password for your account

For future connections:

- Click on **USER** then on **LOGIN**
- Enter your account ID

3. Create a/several classe(s) of students

Classes have to be created before the students can join in.

- Click on the **USER** tab in the upper part. It is now named after the name of the user account
- Click on **CREATE A CLASS**
- Enter a name for the class
- Click **CREATE**

The class is created. It is attributed a **unique identifier** composed of **4 numbers / letters**.

After students have created their own account Give students this ID so that they can register in their class.

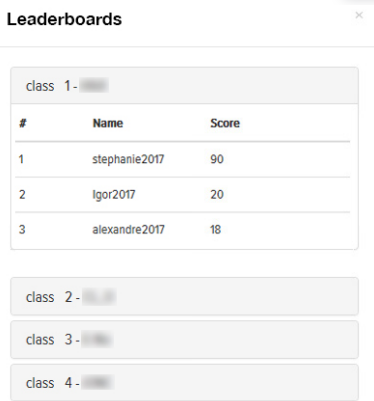
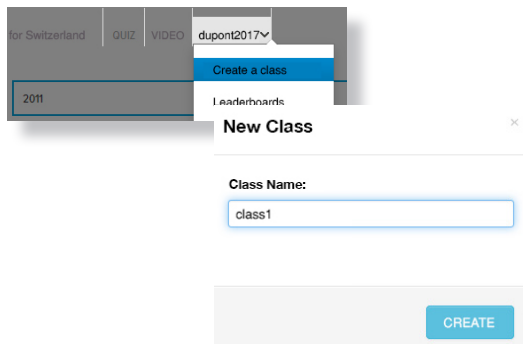
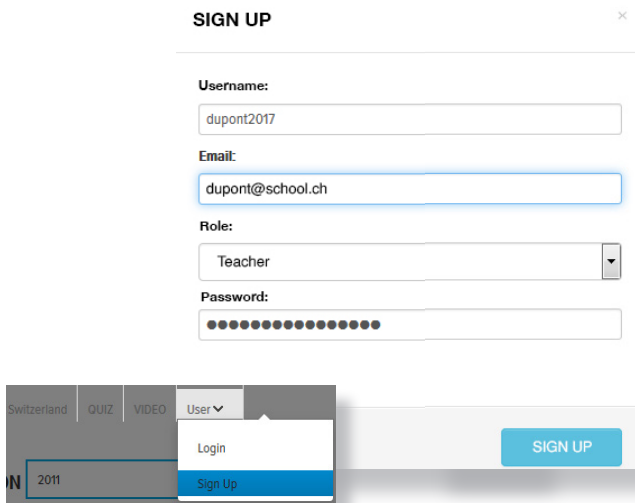
4. Check students' results

- Click on **USER**
- Click on **LEADERBOARDS**
- Click on **CLASS BOARD**

SCORE

Any **wrong click** entails fewer points. ex: Quiz of 4 questions: If a student gives all 4 right answers in a row, it is 4/4 = 100% points. With 6 trials, he/she obtains 4/6 = 66% of the points.



Any question / step has to be finished to go to the next.




CAUTIOUS end of session
log out from your user account before closing the browser.
In **USER** click on **LOG OUT**.

QUIZ LEGEND



question difficulty



easy medium difficult expert

score progression

 10-50%
 50-90%
 90-100%